




# 主翼 WING

225



226



写真225：外翼燃料タンク部の外側の主翼下面に設けられた弾薬/電機ロック用点検ハッチ(7)。

写真226：補助翼作動桿の点検ハッチ字  
写真227～229：補助翼作動アームとマスバランス。写真227、228は右主翼、写真229は左主翼の下面。


写真230：補助翼作動アームの連結部。

**Photo 225:** An elliptical panel on the underside of the outboard wing section. Though its function cannot be confirmed, its location suggests a cover for an outboard fuel tank/bomb rack.

**Photo 226:** The aileron control rod inspection hatch (7).

**Photos 227-229:** The aileron control arm and mass balances. Photos 227 and 229 are of the right wing; photo 228 shows the left wing.


**Photo 230:** A close-up of the aileron control arm connection point.



227



228



229



230