

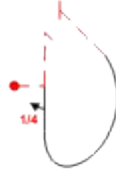

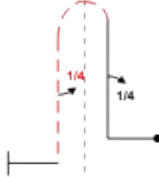


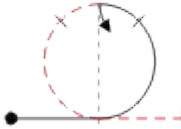
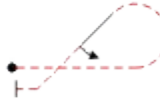
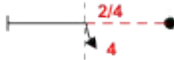
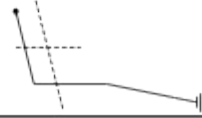


	DESCRIZIONE FIGURE	Aresti 	K
1	Ingresso positivo 1/2 Roll, discesa a 45°, 1/1 Snap negativo		20
2	Ingresso negativo Looping d'ala, 1/4 Roll in discesa, 3/4 Looping		25
3	Ingresso negativo 1 1/4 vite negativa		9
4	Ingresso positivo Gobbetta con 1/4roll in salita, 1/4 roll in discesa , uscita positiva		27
5	Ingresso positivo 1/4 schneider con 1/2 Roll integrato		15
6	Ingresso negativo salita a 45° con 1/4 Roll, 135° schneider verticale, uscita positiva		14
7	Ingresso positivo Looping con 1/2 Roll		18
8	Ingresso negativo 1/2 ottocubano con 1/2 roll		20
9	Ingresso negativo 2/4 Roll		10
10	Circuito di atterraggio		10
11	Posizionamento		10
12	Armonia		10